

EclipseFresnel 2KTW

LED Fresnel FC and Tunable White with colour correction, to replace 2.000 W lamp
ORDER CODE: ECLFR2KTW



EclipseFresnel 2KTW is an advanced LED replacement of traditional 2.000 W Fresnel lamps. Offering 6 colour mixing, delivering high precision reproduction of the white spectrum from 2.800 K to 10.000 K with high CRI and extensive colour reproduction.

The optical system harnesses the power of a 507 W custom LED with 6 colours to create an even projection, beautiful colours and precise whites, with the option to apply +/- green and magenta correction to match other light sources.

Featuring HD dimming and tuning from 2.800 K to 10.000 K, the **EclipseFresnel 2KTW** delivers both on performance and quality of output that is demanded from this level of light.

MAIN FEATURES

- Tunable white 2.800 K - 10.000 K with high CRI and extensive colour mixing
- +/- green and magenta white tuning
- Truly silent operation making it perfect for studio and stage use

TECHNICAL SPECIFICATION

LIGHT SOURCE

- Source: 507 W 6 colour custom LEDs source (red, orange, green, royal blue, blue, lime)
- CCT: 2.800 K - 10.000 K
- CRI: up to 91
- R9: up to 94
- Luminous flux: (16°) 10'107 - (52°) 13'396 lm
- Lux: (16°) 10'733 lx - (52°) 1'972 lx @3 m full
- Lux: (16°) 3'864 lx - (52°) 710 lx @5 m full
- Source life expectancy: > 70.000 h
- Other: TM30-15RF: 88 / 107 - TLCI: 90,8

OPTICS

- Zoom: 16° - 52° manual
- Lens diameter: 250 mm
- Lens type: fresnel zoom lens
- Other: spigot, barn door and gel frame included

COLOUR SYSTEM

- Colour mixing: 6 colour custom LEDs source (red, orange, green, royal blue, blue, lime)
- CTC: CTC control through independent DMX channel, + / - green and magenta correction and amber shift activation by DMX
- White presets: 2.800 K - 10.000 K
- Colour wheel: virtual colour wheel with presets
- Macros: several pre-build macros with adjustable speed

DYNAMIC EFFECTS

- Static colour mode: selection of static colour
- Manual colour mode: manual adjustment of intensity, CT, colour correction from knob
- Auto mode: built-in programs with execution speed adjustment
- Special features: linear crossfade from a white to any color and CTO applied on colours

BODY

- Hardware on-board: included filter frame, 8 doors barndoor, omega bracket spigot
- Body: sturdy die-cast aluminium body conceived for long-time durability
- Body colour: black

ACCESSORIES & RELATED PRODUCTS

- ECLFR2KTPG: Gel filter frame for ECLFR2K projectors (included)
- ECLFRSPG: Spigot for PROLIGHTS Fresnel series (included)

CONTROL

- Protocols: DMX512, RDM, local knob
- DMX channels: 1 / 2 / 5 - 1 / 5 - 2 / 7 - 1 / 7 - 2 / 8 / 9 / 12 / 13 / 16 / 19 / 21 channel
- RDM: RDM ready for fixture remote monitor and settings
- Display: black OLED high resolution display
- Firmware upgrade: yes, via USB - DMX interface (UPBOX1) not included
- Master/Slave: for synchronized operation of more units linked in a chain
- Other: 16 bit control of dimmer and colour

ELECTRONICS

- Dimmer: linear 0 ~ 100% electronic dimmer
- Dimmer curves: 4 different dimming curves available
- Strobe / shutter: 1 - 30 Hz, electronic
- Operating temperature: -10° ~ +45°
- Flicker: flicker free frequency with adjustable PWM
- Selectable PWM: 600 ~ 25.000 Hz

ELECTRICAL

- Power consumption:
- Power supply: 100-240 V – 50/60 Hz
- Power consumption (at 230 V): 393 W
- Power consumption (at 120 V): 386 W
- Output (at 230 V): 5 units on a single power line
- Output (at 120 V): 2 units on a single power line
- Power factor: pF 0,95 @230 V - pF 0,99 @120 V

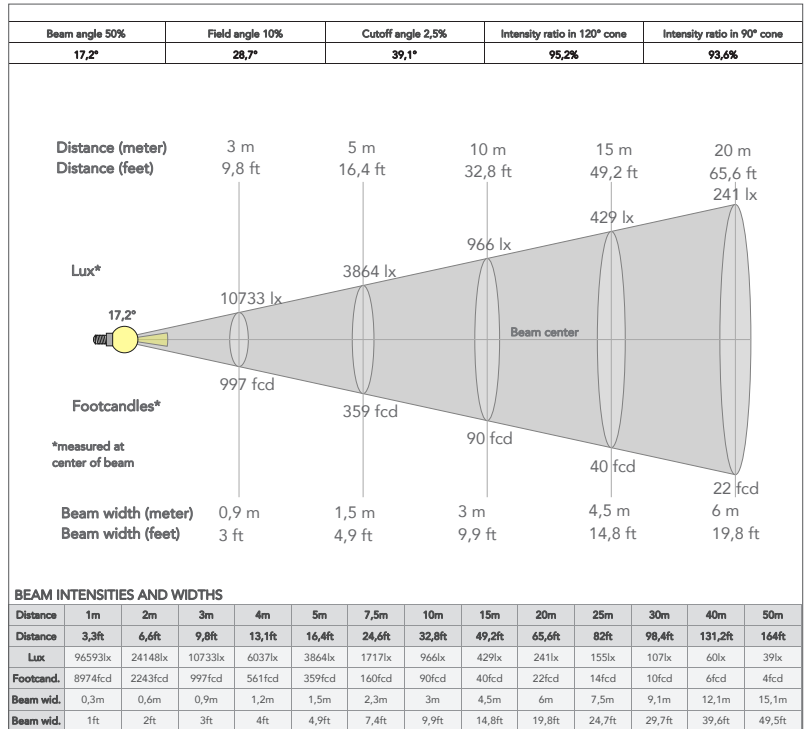
PHYSICAL

- Cooling: combination of heat pipe cooling system and low noise fan
- Suspension and fixing: hanging bracket suitable for safe hanging and positioning
- Signal connection: Amphenol XLR 5p IN/OUT connectors
- Power connection: Neutrik powerCON TRUE1 IN/OUT connectors
- IP rating: 20
- Dimensions (WxHxD): 421x537x45 6mm
- Weight: 15,8 kg

- UPBOX1U: Firmware uploader kit, USB IN, 3-pin XLR DMX OUT, USB OUT

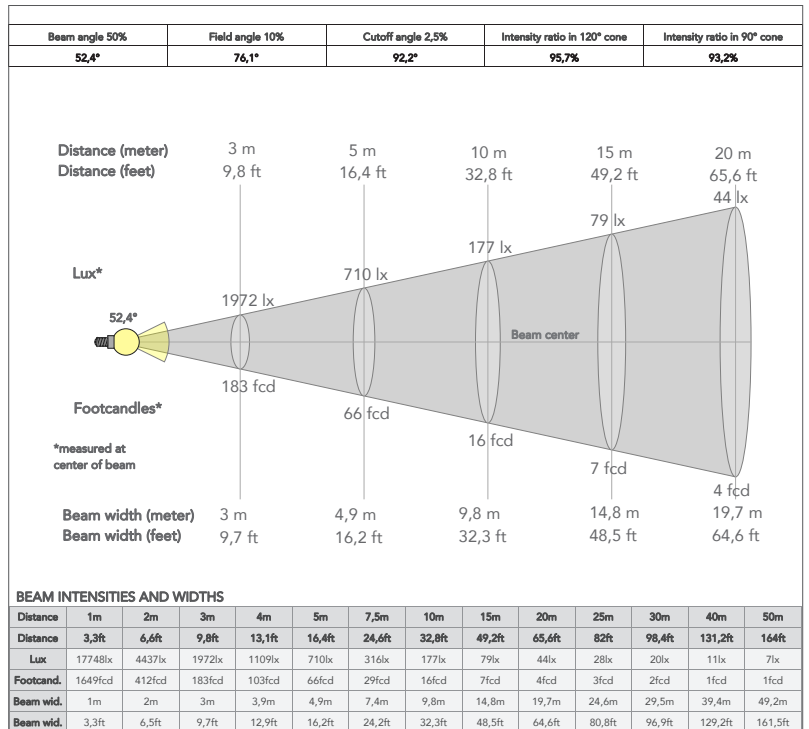
COLOUR PRESET FULL ON

Beam angle 16°

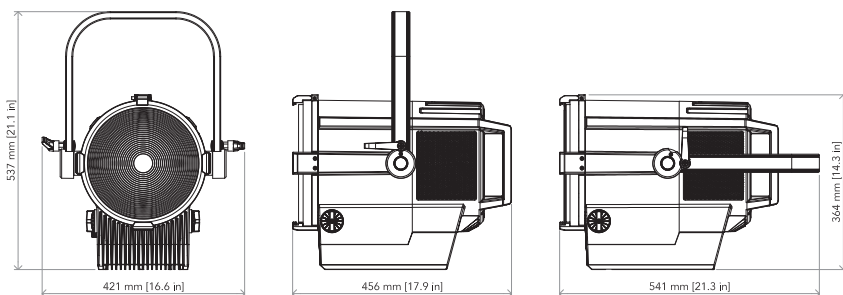


COLOUR PRESET FULL ON

Beam angle 52°



TECHICAL DRAWINGS



For more product info and downloads visit our website

