

Ecl PanelTWC

740W Tunable White and Colourful LED soft light with pixels and lighting effects

ORDER CODE: **ECLPANELTWC**



EclPanel TWC, is the compact 2x1 LED soft light which provides a beautiful, wide source of soft and precise colours. In addition to this, the PROLIGHTS **EclPanel TWC** comes with a full range of white reproductions, from daylight through to tungsten tones, reaching a superior light quality with high CRI, TLCI and TM-30. The **EclPanel TWC** allows for quick and accurate local adjustment of light through 3 rotatory knobs with three fully featured modes: CCT with +/- green shift, HSI for total control of hue, saturation and intensity, FX mode to access the on board pixel cinema effects. The unit can also be controlled on a per-section basis, allowing for reproduction of onboard customisable effects or to be self-made through the lighting desk. Both methods provide eye-candy, with the appealing and modern front looks and cinematic special effects. The unit is designed with an onboard driver and built-in power supply and, being lightweight, the **EclPanel TWC** offers easy rigging and cabling making it the perfect lighting tool for every location.

MAIN FEATURES

- 740W RGB + Warm White LED source
- CRI > 95; R9 > 97; TLCI > 93
- 4 section pixel control and built-in lighting effects for Cinema applications
- Silent operation with multiple fans mode
- Battery connection (4pXLR 24-36V): compatible with industry standard external batteries (optional)

TECHNICAL SPECIFICATION

LIGHT SOURCE

- Source: 740W RGB + Warm White
- Luminous flux: 26'443lm @full
- Lux: 404lx @5 m full
- CRI: 94,6 @ 3200K; 95,5 @ 5600K
- R9: 97 @ 3200K; 91,8 @ 5600K
- TLCI: 93 @ 5600K
- TM30 Rf: 92 @ 3200K; 89 @ 5600K
- TM30 Rg: 103 @ 3200K; 103 @ 5600K
- Source life expectancy: > 50.000 h

OPTICS

- Beam angle: 102°
- Field angle: 159°
- Lens type: Medium Density diffusion panel (interchangeable)
- Additional optics: see available accessories

COLOUR SYSTEM

- Colour mixing: RGB + Warm White
- CTC: CTC control, + / - green correction, Tungsten emulation
- White presets: 2800 K - 10000K with 28K resolution
- Colour wheel: virtual colour wheel with macros

DYNAMIC EFFECTS

- Control Resolution: 16bit Dimmer, Colours
- Pixel patterns: pre-programmed pixel macros and cinema lighting effects patterns
- Special features: linear crossfade channel from any white to any colour; virtual CTO on colours

BODY

- Body: sturdy die-cast aluminium body
- Body colour: black

CONTROL

- Protocols: DMX512, RDM, W-DMX, rotatory knob
- Stand Alone: selectable mode through 3 Rotatory knobs
- Pixel control: 8 section control
- W-DMX: included, wireless solution receiver
- RDM: RDM ready for remote monitoring and settings
- Display: Graphic User Interface
- Firmware upgrade: yes, via USB - DMX interface (UPBOX1) not included

ELECTRONICS

- Dimmer curves: Selectable dimming modes available
- Strobe / shutter: 1 - 30 Hz, electronic
- Display battery: self-charging battery backup
- Operating temperature: -20° ~ +45°
- LED Control: flicker free frequency with adjustable PWM
- Selectable PWM: 600 ~ 36.000 Hz

ELECTRICAL

- Mains power supply: 100-240 V - 50/60 Hz
- Low Voltage DC mains: 24-36V
- Max power consumption: 440W
- Power factor: >0,94

PHYSICAL

- Cooling: active, silent operation
- Suspension and fixing: bracket for hanging and positioning
- Signal connection: Amphenol XLR 5p IN/OUT connectors
- Power connection: Neutrik powerCON TRUE1 IN/OUT connectors
- Low Voltage DC connector: XLR 4p
- IP rating: 20
- Dimensions (WxHxD): 819x431x144 mm / (with PO system) 836x431x144mm
- Weight: 15,3kg

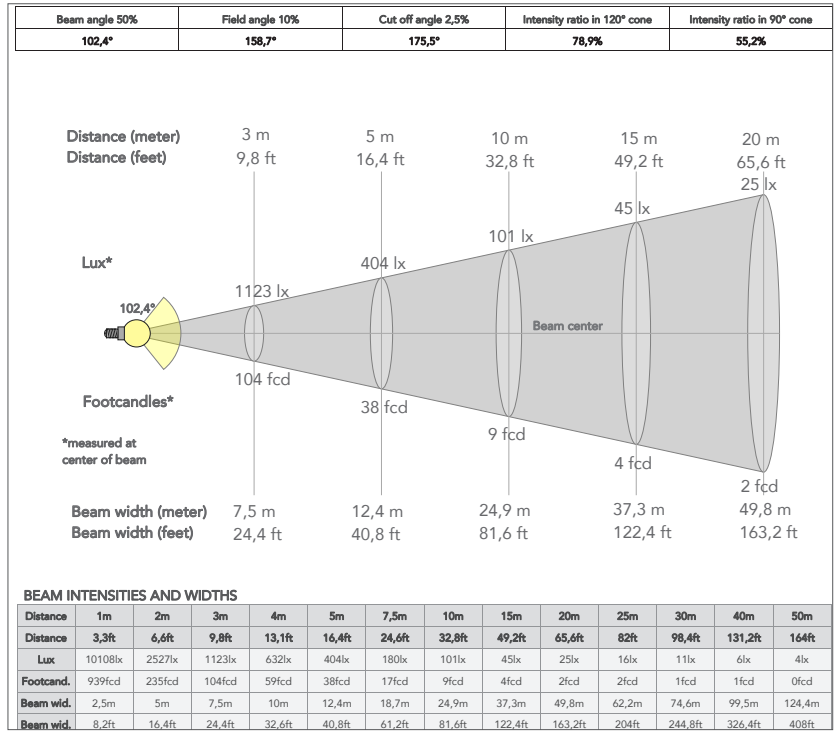
ACCESSORIES & RELATED PRODUCTS

- ECLFRSPG Spigot for PROLIGHTS Fresnel series
- ECLPANELPOYO Pole operated aluminium yoke bracket for ECLPANELTWC
- EPTWCBD Barn door with 4 directional flaps to adjust the light beam
- EPTWCEC30 30 degree egg crate for ECLPANELTWC
- EPTWCEC60 60 degree egg crate for ECLPANELTWC
- EPTWCEC8C 8 chamber egg crate for ECLPANELTWC
- EPTWCFILTERHD Front high diffusion filter (less output) for ECLPANELTWC

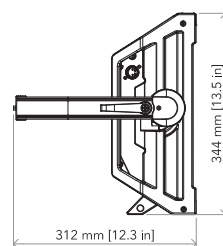
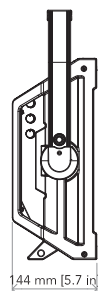
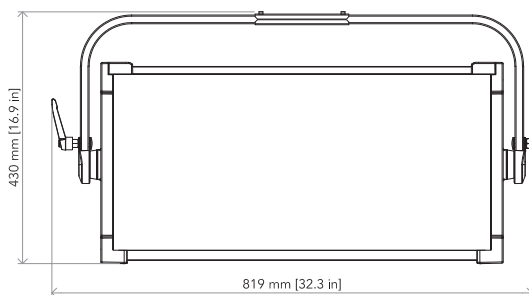
- EPTWCFILTERINT Front intensified diffusion filter for ECLPANELTWC
- EPTWCFILTERLD Front low diffusion filter (more output) for ECLPANELTWC
- EPTWCFILTERMD Front medium diffusion filter for ECLPANELTWC
- FCLPANEL1U Flight case for 1 pc of ECLPANELTWC
- FCLPANEL3U Flight case for 3 pcs of ECLPANELTWC
- UPBOX1U Firmware uploader kit, USB IN, 3-pin XLR DMX OUT, USB OUT

COLOUR PRESET FULL ON

Beam angle 50%: 102° FILTER MD



TECHICAL DRAWINGS



For more product info and downloads visit our website

