

DMX CHARTS

RDM Personality ID List

ID	Mode	RDM Model ID
1	Standard	0xA009

DMX Chart Summary

Channel	Standard
1	Pan
2	Pan Fine
3	Tilt
4	Tilt Fine
5	Dimmer
6	Dimmer Fine
7	Shutter
8	Cyan
9	Magenta
10	Yellow
11	Color Wheel 1
12	Color Wheel 2
13	Color Wheel 3
14	Rot Gobo
15	Rot Gobo Rotation
16	Rot Gobo Rotation Fine
17	Fixed Gogo
18	4f Circular Prism
19	4f Circular Prism Insertion
20	8f Circular Prism
21	8f Circular Prism Insertion
22	Frost
23	Zoom
24	Zoom Fine
25	Focus
26	Focus Fine
27	Animation Insertion
28	Animation Rotation
29	Beam / Spot Filter
30	Control

STD	Function	DMX Value	Default
1	PAN Lineary from 0% to 100%	000 ÷ 255	128
2	PAN FINE Lineary from 0% to 100%	000 ÷ 255	128
3	TILT Lineary from 0% to 100%	000 ÷ 255	128
4	TILT FINE Lineary from 0% to 100%	000 ÷ 255	128
5	DIMMER Lineary from close to open	000 ÷ 255	000
6	DIMMER FINE Lineary from close to open	000 ÷ 255	000
7	SHUTTER Close Strobe from slow to fast Open Pulse in from slow to fast Open Pulse out from slow to fast Open Random from slow to fast Open	000 ÷ 001 002 ÷ 062 063 ÷ 064 065 ÷ 125 126 ÷ 127 128 ÷ 188 189 ÷ 190 191 ÷ 251 252 ÷ 255	255
8	CYAN Linear insertion from 0% to 100% * Color Wheel 1 must be @ 0	000 ÷ 255	255
9	MAGENTA Linear insertion from 0% to 100% * Color Wheel 2 must be @ 0	000 ÷ 255	255
10	YELLOW Linear insertion from 0% to 100% * Color Wheel 3 must be @ 0	000 ÷ 255	255
11	COLOR WHEEL 1 Indexed Open Open + UV UV UV + Lavander Lavander Lavander + CTO 3200K CTO 3200K CTO 3200K + CTO 2500K CTO 2500K CTO 2500K + Blue Wood Blue Wood Blue Wood + Open Forward Spin From fast to slow Stop Stop Reverse Spin From slow to fast	000 ÷ 013 014 ÷ 027 028 ÷ 041 042 ÷ 055 056 ÷ 069 070 ÷ 083 084 ÷ 097 098 ÷ 111 112 ÷ 125 126 ÷ 139 140 ÷ 153 154 ÷ 167 168 ÷ 210 211 ÷ 212 213 ÷ 255	0
12	COLOR WHEEL 2 Indexed Open Open + Dark Green Dark Green Dark Green + CTB CTB CTB + Dark Blue Dark Blue Dark Blue + H.M. Green H.M. Green H.M. Green + Dark Red Dark Red Dark Red + Open Forward Spin From fast to slow Stop Stop Reverse Spin From slow to fast	000 ÷ 013 014 ÷ 027 028 ÷ 041 042 ÷ 055 056 ÷ 069 070 ÷ 083 084 ÷ 097 098 ÷ 111 112 ÷ 125 126 ÷ 139 140 ÷ 153 154 ÷ 167 168 ÷ 210 211 ÷ 212 213 ÷ 255	0

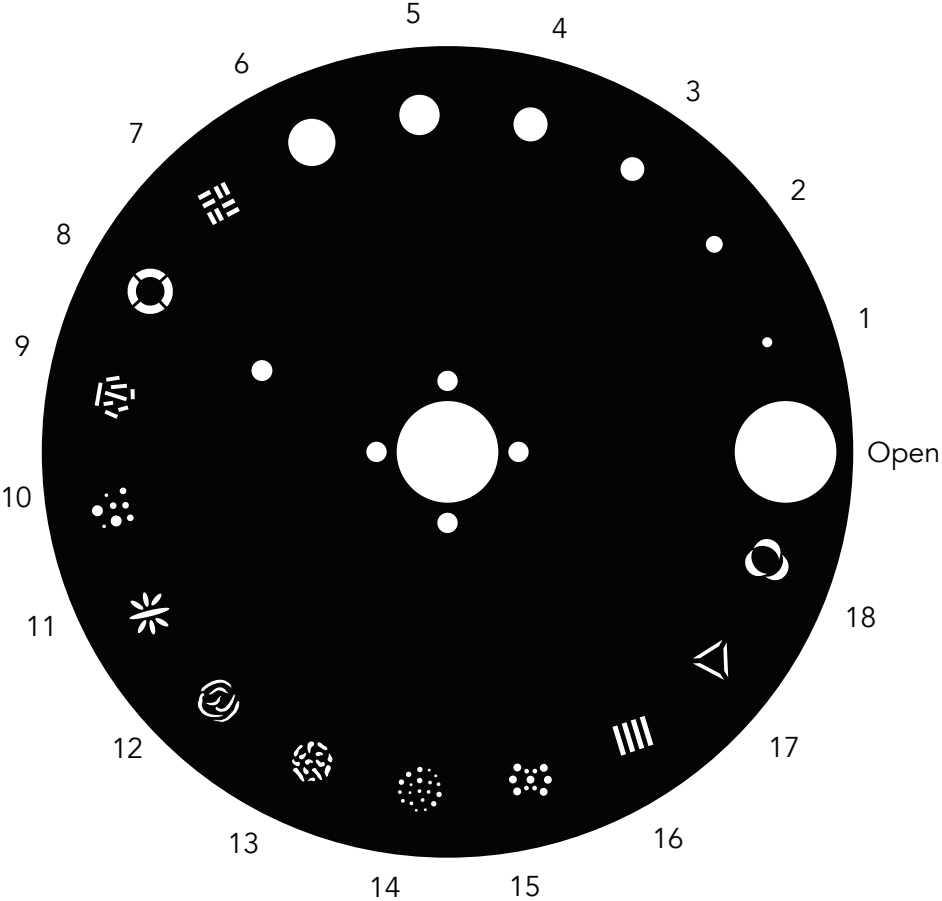
STD	Function	DMX Value	Default
12	COLOR WHEEL 3 Indexed Open Open + Light Green Light Green Light Green + Pink Pink Pink + Aquamarine Aquamarine Aquamarine + Dark Orange Dark Orange Dark Orange + Light Orange Light Orange Light Orange + Open Forward Spin From fast to slow Stop Stop Reverse Spin From slow to fast	000 ÷ 013 014 ÷ 027 028 ÷ 041 042 ÷ 055 056 ÷ 069 070 ÷ 083 084 ÷ 097 098 ÷ 111 112 ÷ 125 126 ÷ 139 140 ÷ 153 154 ÷ 167 168 ÷ 210 211 ÷ 212 213 ÷ 255	0
14	ROT GOBO (not available in Beam Mode) Indexed Open Gobo 1 Gobo 2 Gobo 3 Gobo 4 Gobo 5 Gobo 6 Gobo 7 Gobo 8 Gobo 9 Forward Spin From fast to slow Stop Stop Reverse Spin From slow to fast Shake Gobo 1 from slow to fast Gobo 2 from slow to fast Gobo 3 from slow to fast Gobo 4 from slow to fast Gobo 5 from slow to fast Gobo 6 from slow to fast Gobo 7 from slow to fast Gobo 8 from slow to fast Gobo 9 from slow to fast	000 ÷ 008 009 ÷ 017 018 ÷ 026 027 ÷ 035 036 ÷ 044 045 ÷ 053 054 ÷ 062 063 ÷ 071 072 ÷ 080 081 ÷ 089 090 ÷ 131 132 ÷ 132 133 ÷ 174 175 ÷ 183 184 ÷ 192 193 ÷ 201 202 ÷ 210 211 ÷ 219 220 ÷ 228 229 ÷ 237 238 ÷ 246 247 ÷ 255	000
15	R. GOBO ROTATION Indexed Lineary from 0° to 360° Forward Spin From fast to slow Stop Stop Reverse Spin From slow to fast	000 ÷ 127 128 ÷ 190 191 ÷ 192 193 ÷ 255	000
16	R. GOBO ROTATION FINE	000 ÷ 255	000

STD	Function	DMX Value	Default
17	FIXED GOBO		
	Indexed		
	Open	0 ÷ 3	
	Gobo 1	4 ÷ 7	
	Gobo 2	8 ÷ 11	
	Gobo 3	12 ÷ 15	
	Gobo 4	16 ÷ 19	
	Gobo 5	20 ÷ 23	
	Gobo 6	24 ÷ 27	
	Gobo 7	28 ÷ 31	
	Gobo 8	32 ÷ 35	
	Gobo 9	36 ÷ 39	
	Gobo 10	40 ÷ 43	
	Gobo 11	44 ÷ 47	
	Gobo 12	48 ÷ 51	
	Gobo 13	52 ÷ 55	
	Gobo 14	56 ÷ 59	
	Gobo 15	60 ÷ 63	
	Gobo 16	64 ÷ 67	
	Gobo 17	68 ÷ 71	
	Gobo 18	72 ÷ 75	
	Forward Spin		
	From fast to slow	76 ÷ 127	000
	Stop		
	Stop	128 ÷ 129	
	Reverse Spin		
	From slow to fast	130 ÷ 181	
Shake			
Gobo 1 from slow to fast	182 ÷ 187		
Gobo 2 from slow to fast	188 ÷ 191		
Gobo 3 from slow to fast	192 ÷ 195		
Gobo 4 from slow to fast	196 ÷ 199		
Gobo 5 from slow to fast	200 ÷ 203		
Gobo 6 from slow to fast	204 ÷ 207		
Gobo 7 from slow to fast	208 ÷ 211		
Gobo 8 from slow to fast	212 ÷ 215		
Gobo 9 from slow to fast	216 ÷ 219		
Gobo 10 from slow to fast	220 ÷ 223		
Gobo 11 from slow to fast	224 ÷ 227		
Gobo 12 from slow to fast	228 ÷ 231		
Gobo 13 from slow to fast	232 ÷ 235		
Gobo 14 from slow to fast	236 ÷ 239		
Gobo 15 from slow to fast	240 ÷ 243		
Gobo 16 from slow to fast	244 ÷ 247		
Gobo 17 from slow to fast	248 ÷ 251		
Gobo 18 from slow to fast	252 ÷ 255		
18	4F CIRCULAR PRISM		
	Open	000 ÷ 127	000
	Prism insert	128 ÷ 255	
19	4F CIRCULAR PRISM ROTATION		
	Indexed		
	Lineary from 0° to 360°	000 ÷ 127	
	Forward Spin		
	From fast to slow	128 ÷ 190	000
Stop			
Stop	191 ÷ 192		
Reverse Spin			
From slow to fast	193 ÷ 255		
20	8F CIRCULAR PRISM		
	Open	000 ÷ 127	000
	Prism insert	128 ÷ 255	
21	8F CIRCULAR PRISM ROTATION		
	Indexed		
	Lineary from 0° to 360°	000 ÷ 127	
	Forward Spin		
	From fast to slow	128 ÷ 190	000
Stop			
Stop	191 ÷ 192		
Reverse Spin			
From slow to fast	193 ÷ 255		

STD	Function	DMX Value	Default
22	FROST Linear insertion from 0% to 100%	000 ÷ 255	000
23	ZOOM Lineary from narrow to wide	000 ÷ 255	000
24	ZOOM FINE	000 ÷ 255	000
25	FOCUS Linear from far to near	000 ÷ 255	000
26	FOCUS FINE	000 ÷ 255	000
27	ANIMATION INSERTION Linear insertion from 0% to 100%	000 ÷ 255	000
28	ANIMATION ROTATION Indexed Lineary from 0° to 360°	000 ÷ 127	000
	Forward Spin From fast to slow	128 ÷ 190	
	Stop Stop	191 ÷ 192	
	Reverse Spin From slow to fast	193 ÷ 255	
29	BEAM / SPOT FILTER Spot Mode Beam Mode * Rot Gobo must be @ 0	000 ÷ 127 128 ÷ 255	000
30	CONTROL No Function/Safe	000 ÷ 001	000
	PAN REVERSE ON	002 ÷ 003	
	PAN REVERSE OFF	004 ÷ 005	
	TILT REVERSE ON	006 ÷ 007	
	TILT REVERSE OFF	008 ÷ 009	
	PAN/TILT MODE FAST	010 ÷ 011	
	PAN/TILT MODE MEDIUM	012 ÷ 013	
	PAN/TILT MODE SLOW	014 ÷ 015	
	MOVEMENT IN BLACKOUT ON	016 ÷ 017	
	MOVEMENT IN BLACKOUT OFF	018 ÷ 019	
	COLOR WHEEL 1 BLACKOUT ON (index)	020 ÷ 021	
	COLOR WHEEL 1 BLACKOUT OFF (index)	022 ÷ 023	
	COLOR WHEEL 2 BLACKOUT ON (index)	024 ÷ 025	
	COLOR WHEEL 2 BLACKOUT OFF (index)	026 ÷ 027	
	COLOR WHEEL 3 BLACKOUT ON (index)	028 ÷ 029	
	COLOR WHEEL 3 BLACKOUT OFF (index)	030 ÷ 031	
	ROTATING GOBO WHEEL BLACKOUT ON (index)	032 ÷ 033	
	ROTATING GOBO WHEEL BLACKOUT OFF (index)	034 ÷ 035	
	FIXED GOBO WHEEL BLACKOUT ON (index)	036 ÷ 037	
	FIXED GOBO WHEEL BLACKOUT OFF (index)	038 ÷ 039	
	COLOR WHEEL 1 CONTINUOUS MOVEMENT (index)	040 ÷ 041	
	COLOR WHEEL 1 STEP MOVEMENT (index)	042 ÷ 043	
	COLOR WHEEL 2 CONTINUOUS MOVEMENT (index)	044 ÷ 045	
	COLOR WHEEL 2 STEP MOVEMENT (index)	046 ÷ 047	
	COLOR WHEEL 3 CONTINUOUS MOVEMENT (index)	048 ÷ 049	
	COLOR WHEEL 3 STEP MOVEMENT (index)	050 ÷ 051	
	ROTATING GOBO WHEEL CONTINUOUS MOVEMENT (index)	052 ÷ 053	
	ROTATING GOBO WHEEL STEP MOVEMENT (index)	054 ÷ 055	
	FIXED GOBO WHEEL CONTINUOUS MOVEMENT (index)	056 ÷ 057	
	FIXED GOBO WHEEL STEP MOVEMENT (index)	058 ÷ 059	
	HOME MODE STANDARD	060 ÷ 061	
	HOME MODE CUSTOM	062 ÷ 063	
	DISPLAY ON	064 ÷ 065	
	DISPLAY 10S	066 ÷ 067	
	DISPLAY 20S	068 ÷ 069	
	DISPLAY 30S	070 ÷ 071	
FLIP DISPLAY ON	072 ÷ 073		
FLIP DISPLAY OFF	074 ÷ 075		
FLIP DISPLAY AUTO	076 ÷ 077		
KEY LOCK ON	078 ÷ 079		
KEY LOCK OFF	080 ÷ 081		
NO SIGNAL HOLD	082 ÷ 083		
NO SIGNAL BLACKOUT	084 ÷ 085		
STATUS LED ON	086 ÷ 087		
STATUS LED OFF	088 ÷ 089		
INVERT ZOOM OFF	090 ÷ 091		
INVERT ZOOM ON	092 ÷ 093		
RESET ALL	094 ÷ 095		

STD	Function	DMX Value	Default
30	RESET PAN/TILT	096 ÷ 097	000
	RESET COLOR 1	098 ÷ 099	
	RESET COLOR 2	100 ÷ 101	
	RESET COLOR 3	102 ÷ 103	
	RESET CYAN	104 ÷ 105	
	RESET MAGENTA	106 ÷ 107	
	RESET YELLOW	108 ÷ 109	
	RESET ROTATING GOBO	110 ÷ 111	
	RESET GOBO ROTATION	112 ÷ 113	
	RESET FIXED GOBO	114 ÷ 115	
	RESET ZOOM	116 ÷ 117	
	RESET FOCUS	118 ÷ 119	
	RESET ANIMATION	120 ÷ 121	
	RESET 4F PRISM	122 ÷ 123	
	RESET 8F PRISM	124 ÷ 125	
	RESET FROST	126 ÷ 127	
	RESET SHUTTER	128 ÷ 129	
RESET OTHER	130 ÷ 131		
LAMP OFF	132 ÷ 133		
LAMP ON	134 ÷ 135		
Reserved	136 ÷ 253		
FACTORY DEFAULT OF CONTROL FUNCTIONS	254 ÷ 255		

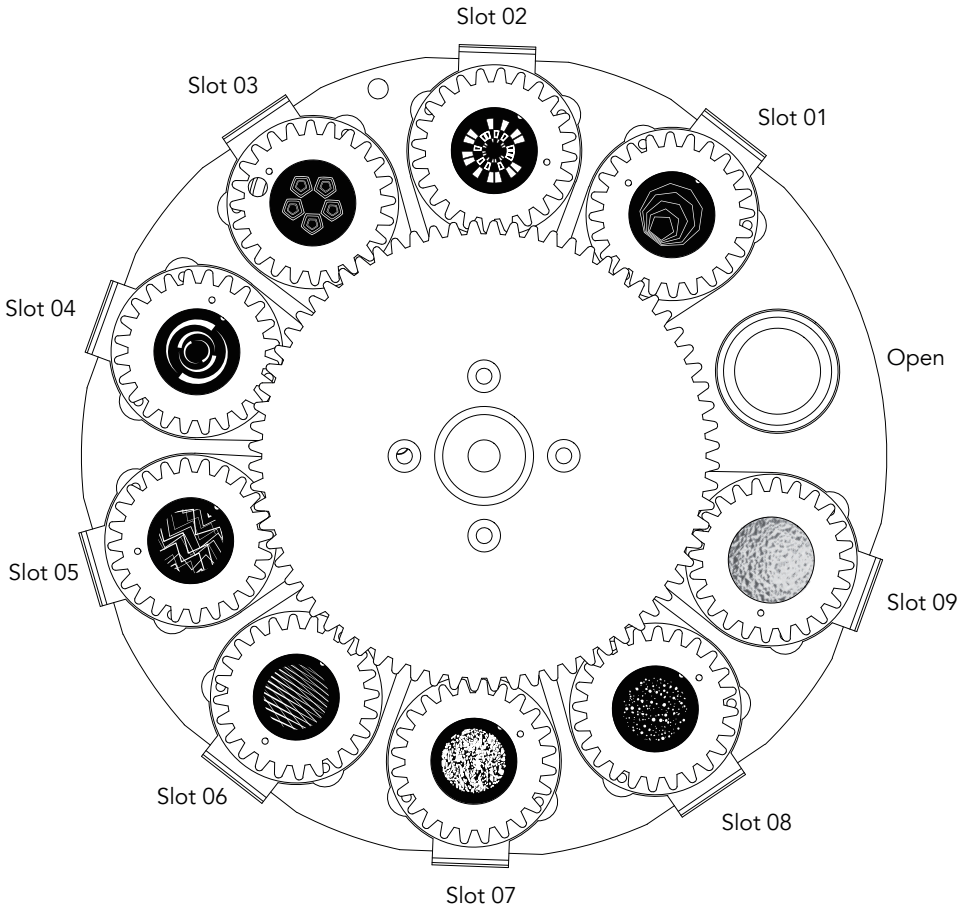
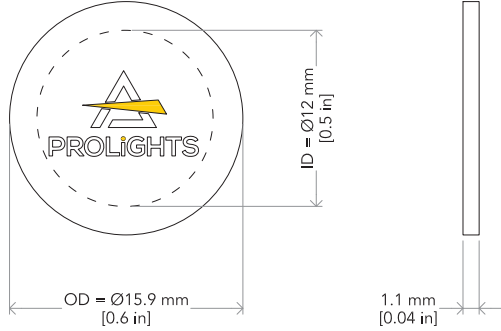
FIXED GOBOS WHEEL



ROTATING GOBOS WHEEL

Gobo dimensions:

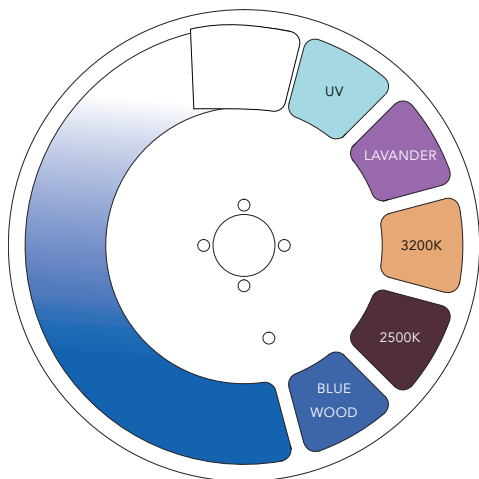
- Type B
- \varnothing external (OD)= 15.9 mm
- \varnothing of image (ID)= 12 mm
- Thickness= 1.1 mm



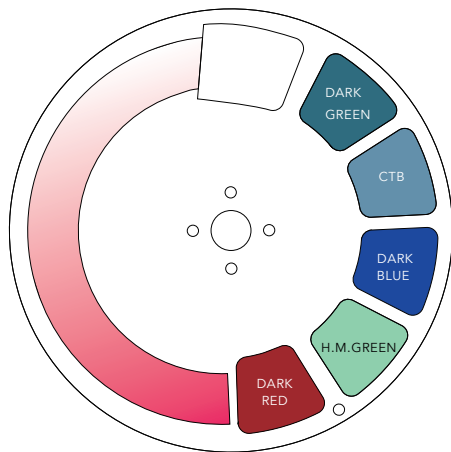
ATTENTION! Load with mirror surface toward the light source.

COLOR WHEEL

CYAN - COLOR WHEEL 1



MAGENTA - COLOR WHEEL 2



YELLOW - COLOR WHEEL 3

